

**PANEL**  
CONSERVATORY  
ROOF PANELS



## Why Choose the Panel X System?

- ✓ Laboratory Tested
- ✓ Energy Efficient
- ✓ Low Cost
- ✓ Exclusive Designs
- ✓ Blocks Harmful UV Rays
- ✓ Prevents Glare
- ✓ Quick Installation
- ✓ Precision Engineered
- ✓ 5 Year Warranty
- ✓ Manufactured in the UK

Panel X insulated panels come in 2 different thicknesses, to fit different frames.



The 25mm panels provide excellent insulation, with a thermal efficiency value of 0.98.

The 35mm panels provide even greater thermal performance with a thermal efficiency value of 0.75.





## THE 4 STEP PROCESS



Quick and easy  
installation  
process

### How Your New Panels Are Installed

#### STEP 1

We remove the roof  
bar caps and  
sheet/glass retainers



#### STEP 2

Existing panels are  
carefully removed



#### STEP 3

Panel X sheets  
are inserted




#### STEP 4

Roof bar caps and  
glass/sheet retainers  
are re-installed






MOS RED



PX1-3

OLD ENGLISH RED



PX1-5

**MARLEY MODERN TILE EFFECT**

SMOOTH GREY



PX1-4

ANTIQUÉ BROWN



PX1-2


ANTHRACITE



PX1-1




MOS RED



PX2-1

OLD ENGLISH RED



PX2-4


**MARLEY ANGLIA TILE EFFECT**

SMOOTH GREY



PX2-2

ANTIQUÉ BROWN



PX2-3

ANTHRACITE



PX2-5


**EXTERNAL  
TILE OPTIONS**



48 External Designs  
to Choose From to  
Match Any Property



MOS RED



PX3-2

OLD ENGLISH RED



PX3-6

DARK RED



PX3-7


**MARLEY DUO ROMAN TILE EFFECT**

SMOOTH BROWN



PX3-3

ANTIQUE BROWN



PX3-5

ANTHRACITE



PX3-4

SMOOTH GREY



PX3-1



RED



PX4-1

JASPEE RED



PX4-5

BROWN



PX4-4

PLANUM CLAY TILE EFFECT

DIAMOND



PX4-2

SLATE



PX4-6

BLACKSTONE




PX4-3



**EXTERNAL  
TILE OPTIONS**



48 External Designs  
to Choose From to  
Match Any Property



**SUNSHINE**



PX5-5

**SUNSET**



PX5-4

**OAK**



PX5-3

**SLATE TILE EFFECT**

**AMETHYST**



PX5-2

**GREY**



PX5-1

**ASH**



PX5-6

**CHARCOAL**



PX5-7

**EXTERNAL  
TILE OPTIONS**



48 External Designs  
to Choose From to  
Match Any Property



WHITE



FLAT-1

GREY



FLAT-2


DARK WOOD



FLAT-3


**FLAT COLOUR**

LIGHT OAK



FLAT-5

GOLDEN OAK



FLAT-6

DARK OAK




FLAT-4



**EXTERNAL  
TILE OPTIONS**



48 External Designs  
to Choose From to  
Match Any Property



WHITE



GRAIN-1

GREY



GRAIN-2

DARK WOOD



GRAIN-3

LIGHT OAK



GRAIN-5

**GRAIN EFFECT**

GOLDEN OAK



GRAIN-6

DARK OAK



GRAIN-4

**EXTERNAL  
TILE OPTIONS**



48 External Designs  
to Choose From to  
Match Any Property



WHITE



SHIPLAP-1

GREY



SHIPLAP-2

DARK WOOD



SHIPLAP-3

**SHIPLAP EFFECT**

LIGHT OAK



SHIPLAP-5

GOLDEN OAK



SHIPLAP-6

DARK OAK



SHIPLAP-4




**WHITE**



**FLAT-1**

**GREY**



**FLAT-2**

**DARK WOOD**



**FLAT-3**

**FLAT COLOUR**

**LIGHT OAK**



**FLAT-5**

**GOLDEN OAK**



**FLAT-6**

**DARK OAK**



**FLAT-4**



**INTERNAL  
TILE OPTIONS**



18 Internal Designs  
to Choose From to  
Match Your Style



**WHITE**



**GRAIN-1**

**GREY**



**GRAIN-2**

**DARK WOOD**



**GRAIN-3**

**GRAIN EFFECT**

**LIGHT OAK**



**GRAIN-5**

**GOLDEN OAK**



**GRAIN-6**

**DARK OAK**



**GRAIN-4**



WHITE



SHIPLAP-1

GREY



SHIPLAP-2

DARK WOOD



SHIPLAP-3

SHIPLAP EFFECT

LIGHT OAK




SHIPLAP-5

GOLDEN OAK



SHIPLAP-6

DARK OAK



SHIPLAP-4

Get in touch with your local branch to arrange your free, no obligation quote today!



**WARM ROOF DIVISION KENT**

01474 627012

info@warmroofdivision.co.uk

warmroofdivision.co.uk



**WARM ROOF DIVISION SURREY**

01483 380038

info@warmroofdivisionsurrey.co.uk

warmroofdivisionsurrey.co.uk



**WARM ROOF DIVISION ESSEX**

01277 555025

info@warmroofdivisionessex.co.uk

warmroofdivisionessex.co.uk

## What Our Customer's Say



Excellent



4.9 | 33 reviews



Excellent



5.0 | 14 reviews



Excellent



5.0 | 6 reviews



Excellent



5.0 | 6 reviews

\* Accurate at time of printing on 01/10/24

